Youth Sports and Fitness Program Section Update Instructions

Below are instructions for how and where to plug in installation-specific content into the new Youth Sports and Fitness Program section.

Landing Page

Register Now and View Current Programs buttons -

The “Register Now” button points to WebTrac, and the “View Current Programs” button links to another page in the section, the Sports and Activities offered page. These should be fine as-is but if needed, they can be modified locally.

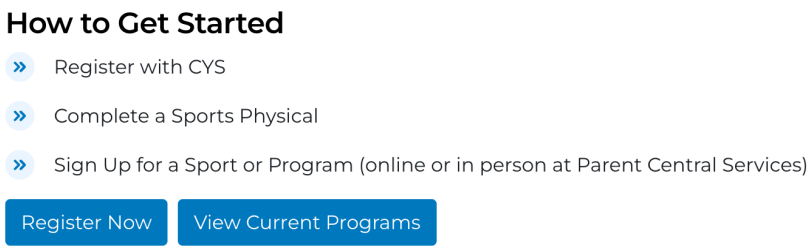

Sports and Activities Offered

On this page, there are two main areas that require installation-specific information:

1.) **Team Sports** - this section requires installation specific information to be added about which team sports are offered at the installation:

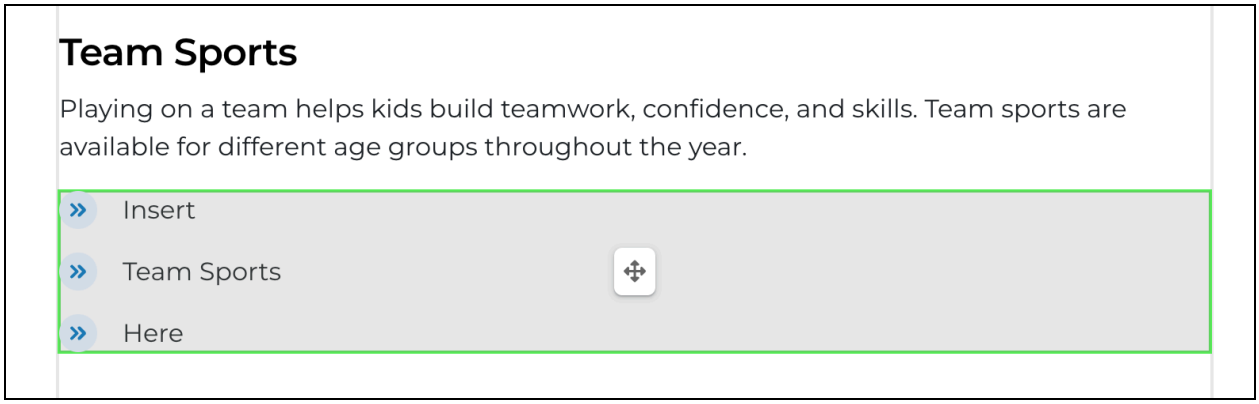

2.) **Individual Sports** - this section requires installation specific information to be added about which individual sports are offered at the installation:

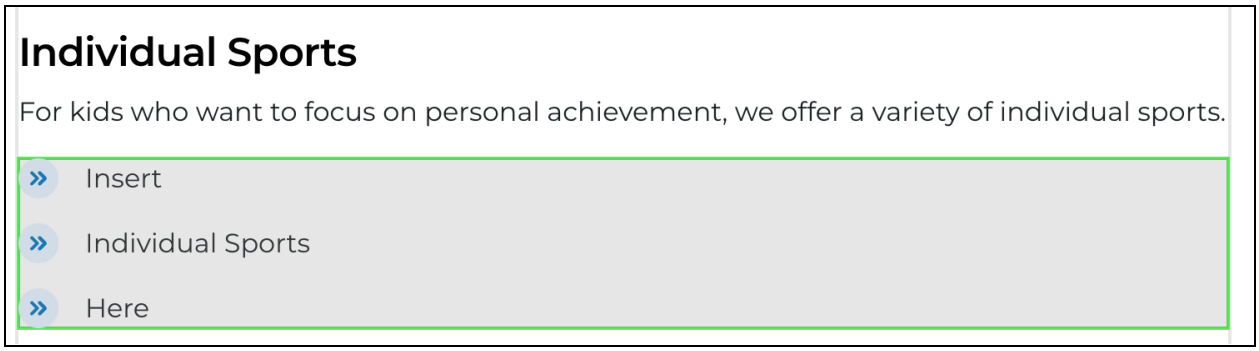

Parent and Participant Expectations

Sportsmanship Requirements - include your various sportsmanship guidelines for parents here:

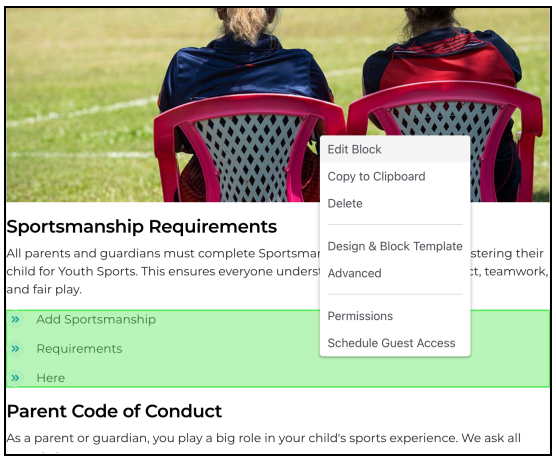

PortlandLabs

Fees

On the fees page, the most important part for installation-specific content is the Sports Fees table, pictured below:

Sports Fees

All parents and guardians must complete Sportsmanship Training before registering their child for Youth Sports. This ensures that everyone understands the values of respect, teamwork, and fair play.

Sport	Ages	Cost (Per Season)
Add Sport	Add Ages	Add Cost
Add Sport	Add Ages	Add Cost
Right Click	To add	More Rows
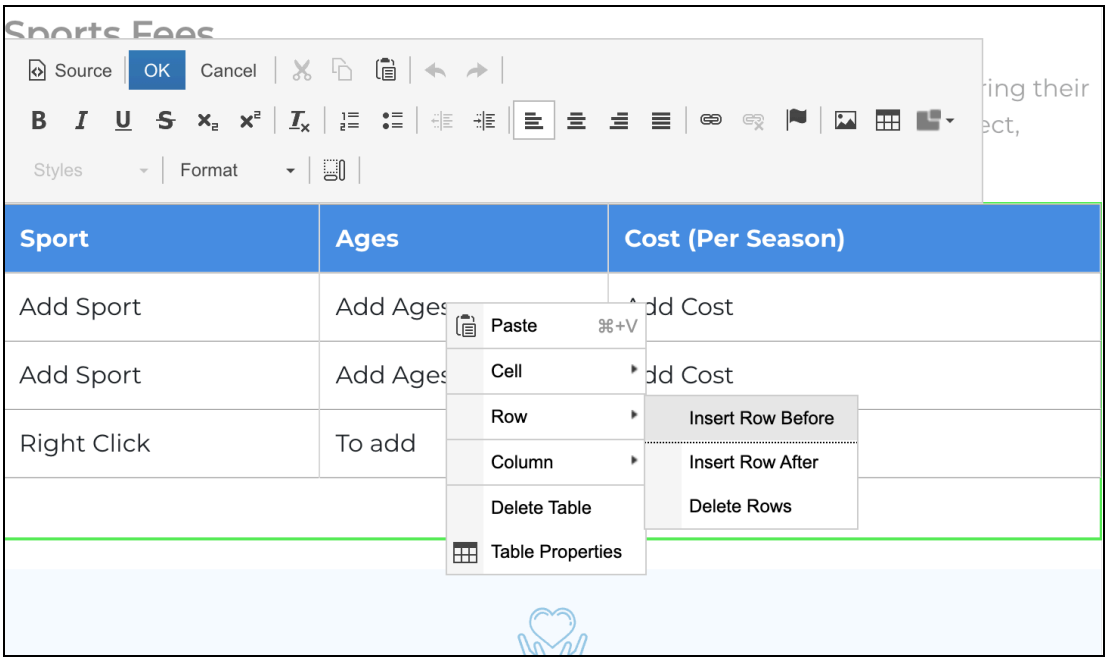
You can edit the Content block to add in your specific sports, and you can also modify the table by adding columns or rows by right clicking on the table while the block is in edit mode and choosing the desired option from the context menu there, pictured below: