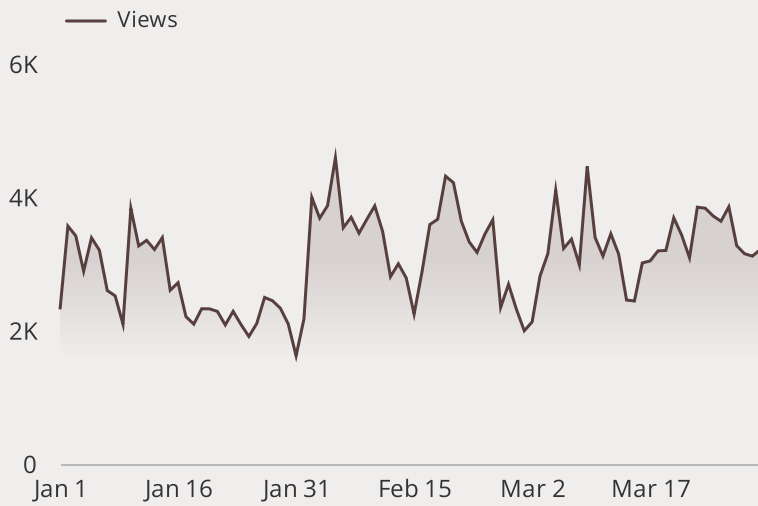


Overview Compared Y-o-Y

Data from Google Analytics

Views	Sessions	Total users	New users	Avg. Session Time	Engagement rate
276,041	142,146	102,470	99,737	02:43	46.84%
↑ 17.5%	↑ 36.2%	↑ 39.8%	↑ 40.4%	↓ -10.6%	↓ -9.8%

How is site traffic trending?

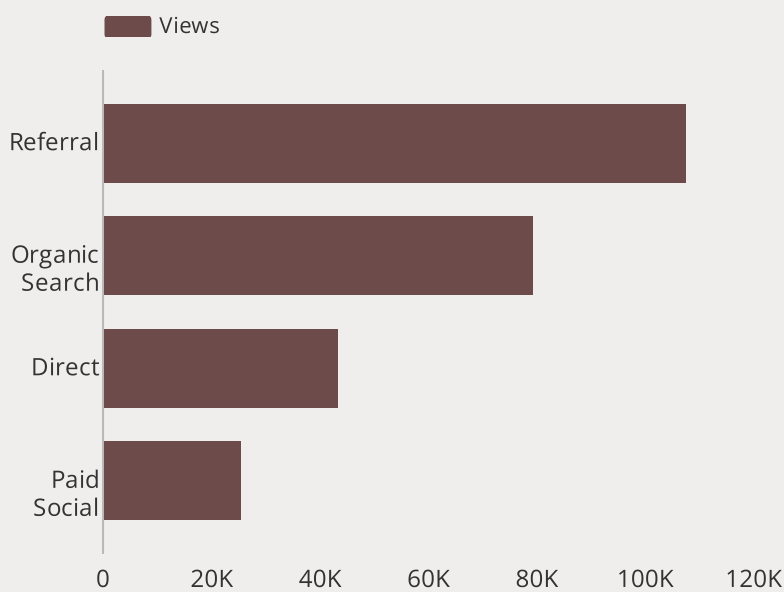


Top Pages

Sorted by Total Users

Full page URL	Total users
www.dragonhilllodge.com/	47,965
(not set)	15,272
www.dragonhilllodge.com/roo...	6,266
www.dragonhilllodge.com/spec...	4,660
www.dragonhilllodge.com/spec...	3,572
www.dragonhilllodge.com/cont...	3,439
www.dragonhilllodge.com/spec...	3,220
www.dragonhilllodge.com/your...	3,196
www.dragonhilllodge.com/abo...	3,050
www.dragonhilllodge.com/dinin...	2,947

Which channels are driving traffic?



What are the top sources?

Sorted by Total Users

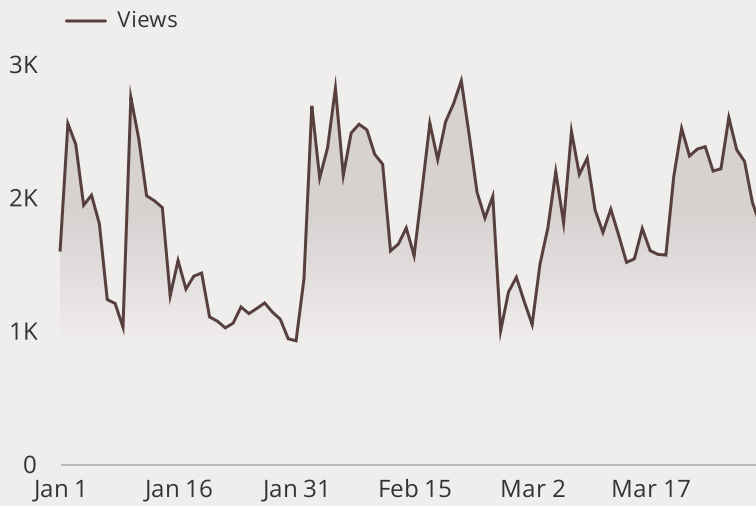
Session source	Total users
(direct)	24,034
google	17,260
fb	14,502
dragonhilllodge.com	13,333
ig	6,713
an	6,045
be.synxis.com	3,707
halekoa.com	3,113
shadesofgreen.org	2,771
edelweisslodgeandresort.com	2,583

Mobile Overview

Data from Google Analytics

Views	Sessions	Total users	New users	Avg. Session Time	Engagement rate
166,598 ↑ 30.2%	86,758 ↑ 33.0%	64,180 ↑ 40.7%	61,686 ↑ 38.8%	02:07 ↓ -7.6%	43.23% ↓ -6.8%

How is site traffic trending?

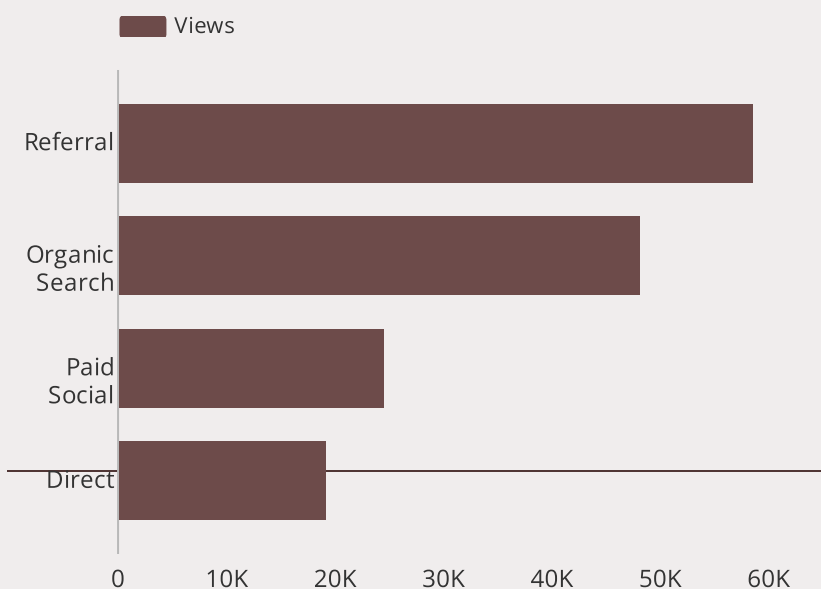


Top Pages

Sorted by Total Users

Page path	Total users
/	38,421
/special-offers/6D5N	8,739
(not set)	8,734
/special-offers/15-night-stay	7,886
/rooms-and-suites	4,466
/checkout	3,544
/special-offers/weekday-breakfast-stay	3,355
/special-offers	3,172
/special-offers/seoul-escapes	2,194
/dining-and-drinks	1,886

Which channels are driving traffic?



What are the top sources?

Sorted by Total Users

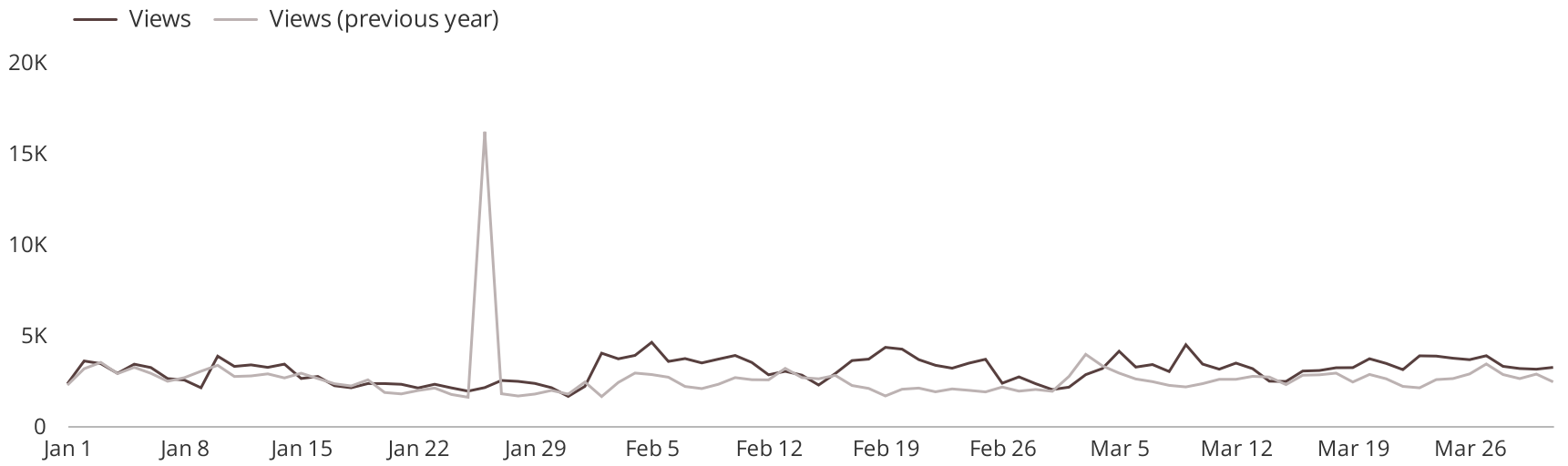
Session source	Total users
fb	13,925
google	10,983
(direct)	8,201
dragonhilllodge.com	7,423
ig	6,649
an	5,650
be.synxis.com	2,469
halekoa.com	1,722
shadesofgreen.org	1,552
edelweisslodgeandresort.com	1,356

Acquisition

Data from Google Analytics

Views	Sessions	Total users	New users	Avg. Session Time	Engagement rate
276,041	142,146	102,470	99,737	02:43	46.84%
↑ 17.5%	↑ 36.2%	↑ 39.8%	↑ 40.4%	↓ -10.6%	↓ -9.8%

How is site traffic trending?





Top Pages

Data from Google Analytics

Views	Sessions	Total users	New users	Avg. Session Time	Engagement rate
276,041	142,146	102,470	99,737	02:43	46.84%
↑ 17.5%	↑ 36.2%	↑ 39.8%	↑ 40.4%	↓ -10.6%	↓ -9.8%

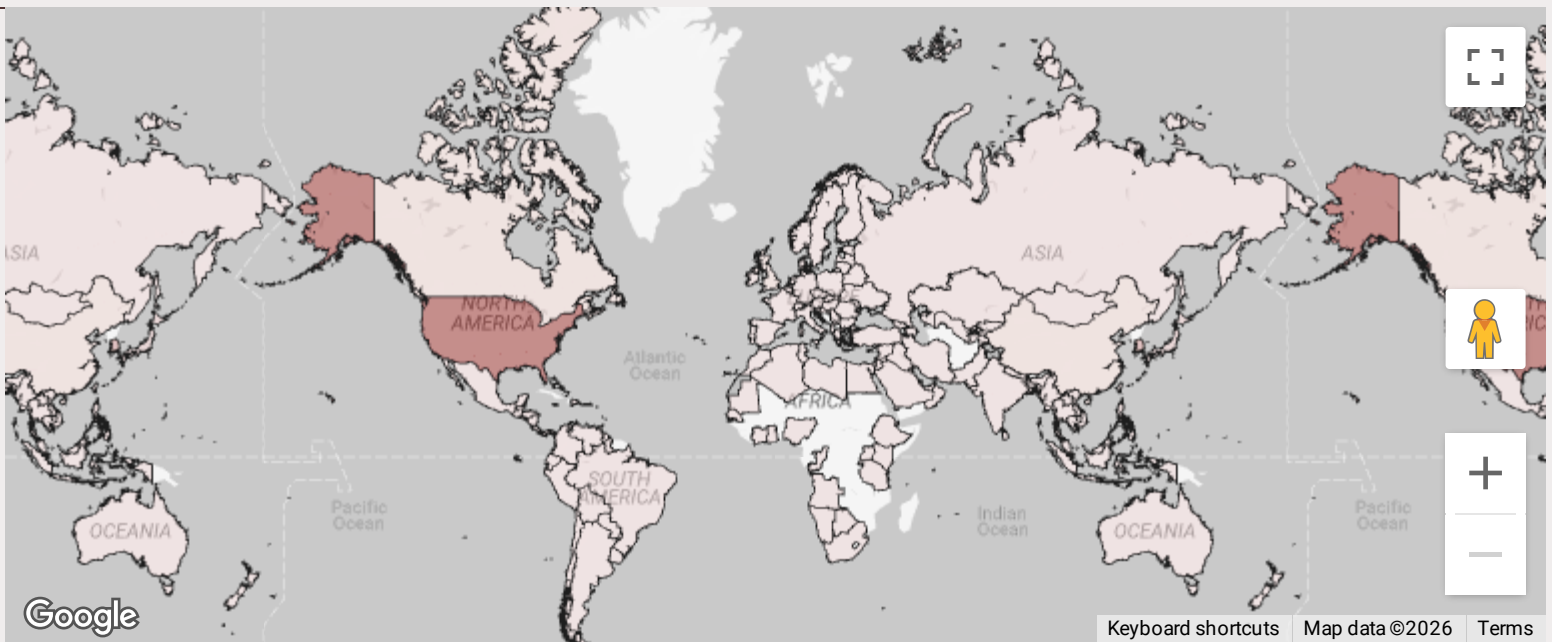
Full page URL	Total users	New users	Views	Engagement rate
www.dragonhilllodge.com/	27,624	25,267	40,061	57.41%
www.dragonhilllodge.com/rooms-and-suites	3,657	552	5,029	87.37%
www.dragonhilllodge.com/special-offers	2,687	375	3,956	89.8%
www.dragonhilllodge.com/contact-us	2,185	294	3,409	77.12%
www.dragonhilllodge.com/special-offers/seoul-escapes	1,990	538	3,258	71.65%
www.dragonhilllodge.com/your-stay/getting-here	2,026	378	3,214	85.78%
www.dragonhilllodge.com/special-offers/6D5N	1,853	415	2,678	76.89%
www.dragonhilllodge.com/dining-and-drinks	1,798	144	2,630	93.62%
www.dragonhilllodge.com/about-dragon-hill-lodge/eligibility	1,737	284	2,338	84.42%
www.dragonhilllodge.com/your-stay	1,528	151	2,214	89.26%
www.dragonhilllodge.com/experiences	1,476	102	2,065	91.69%
www.dragonhilllodge.com/experiences/tours	1,052	147	1,897	80.75%
www.dragonhilllodge.com/rooms-and-suites/standard-room	1,210	158	1,757	86.91%
www.dragonhilllodge.com/dining-and-drinks/our-menus	894	156	1,669	81.36%
www.dragonhilllodge.com/your-stay/getting-here/from-incheon-airport	930	196	1,586	70.73%
www.dragonhilllodge.com/dining-and-drinks/greenstreet	859	138	1,449	80.38%
www.dragonhilllodge.com/wellness-fitness-spa	932	127	1,335	81.36%
www.dragonhilllodge.com/your-stay/gate-access	1,047	407	1,333	68.77%
www.dragonhilllodge.com/about-dragon-hill-lodge/faqs	941	130	1,304	82.91%
www.dragonhilllodge.com/experiences/specials-and-events	650	71	916	91.86%
www.dragonhilllodge.com/about-dragon-hill-lodge/photo-gallery	661	42	798	89.75%
www.dragonhilllodge.com/rooms-and-suites/family-suite	535	26	792	88.14%
www.dragonhilllodge.com/experiences/attractions	539	34	713	88.55%
www.dragonhilllodge.com/your-stay/getting-here/from-humphreys-osan	449	159	674	78.35%

Top Pages

Data from Google Analytics

Views	Sessions	Total users	New users	Avg. Session Time	Engagement rate
276,041	142,146	102,470	99,737	02:43	46.84%
↑ 17.5%	↑ 36.2%	↑ 39.8%	↑ 40.4%	↓ -10.6%	↓ -9.8%

Country	Total users	% Δ	New users	% Δ	Views	% Δ	Engagement rate	% Δ
United States	52,499	11.2% ↑	50,332	10.6% ↑	157,782	11.3% ↑	55.87%	-0.2% ↓
South Korea	24,298	114.8% ↑	22,689	126.6% ↑	62,178	40.8% ↑	43.49%	-14.2% ↓
Japan	8,038	52.3% ↑	7,566	52.9% ↑	21,549	27.4% ↑	39.03%	-16.6% ↓
Guam	4,798	-28.2% ↓	4,545	-30.2% ↓	11,044	4.8% ↑	32.74%	24.7% ↑
Philippines	5,993	1,468.8% ↑	5,955	1,540.5% ↑	7,597	465.3% ↑	17.73%	-63.5% ↓
Vietnam	2,326	3,713.1% ↑	2,311	4,179.6% ↑	2,886	402.8% ↑	15.93%	-64.6% ↓
Northern Maria...	1,712	383.6% ↑	1,611	373.8% ↑	2,810	510.9% ↑	20.98%	16.3% ↑
Germany	940	29.5% ↑	904	30.1% ↑	2,317	3.0% ↑	54.23%	4.9% ↑
China	704	728.2% ↑	699	732.1% ↑	742	-12.3% ↓	3.94%	-93.8% ↓

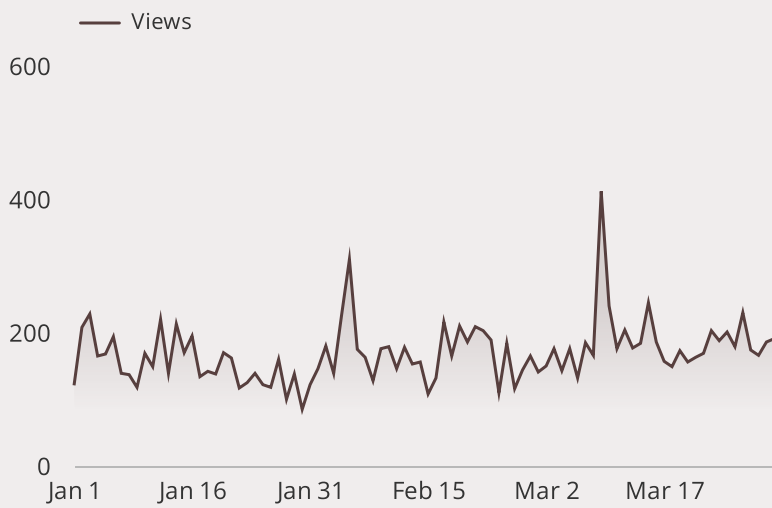


Overview Compared Y-o-Y

Rooms

Views	Sessions	Total users	New users	Avg. Session Time	Engagement rate
15,275	9,028	7,302	1,001	02:20	80.01%
↑ 8.8%	↑ 3.7%	↑ 5.7%	No data	↑ N/A	↑ 5.2%

How is site traffic trending?

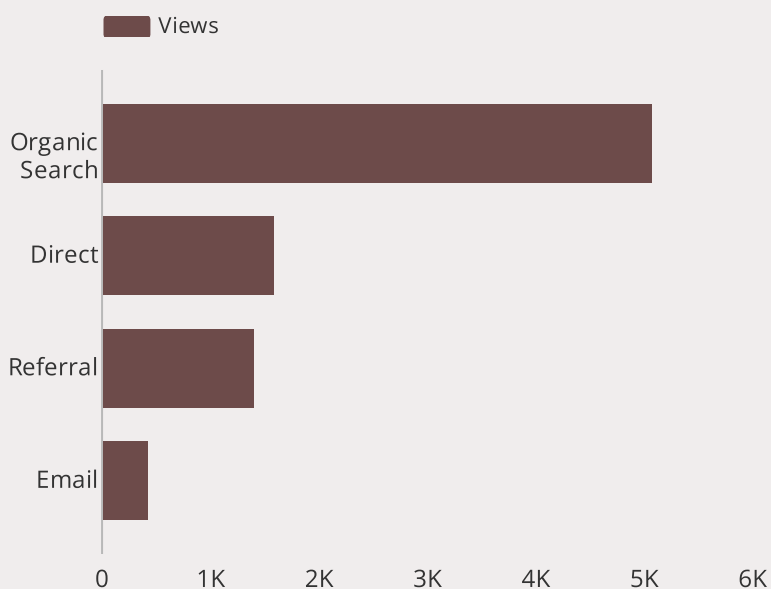


Top Pages

Sorted by Total Users

Page path	Total users
/rooms-and-suites	3,937
/rooms-and-suites/standard-room	1,212
/rooms-and-suites/family-suite	541
/rooms-and-suites/junior-suite	306
/rooms-and-suites/deluxesuites	305
/rooms-and-suites/Resident-Stay	140
/rooms-and-suites/pet-rooms	109
/rooms-and-suites/amenities	13

Which channels are driving traffic?



What are the top sources?

Sorted by Total Users

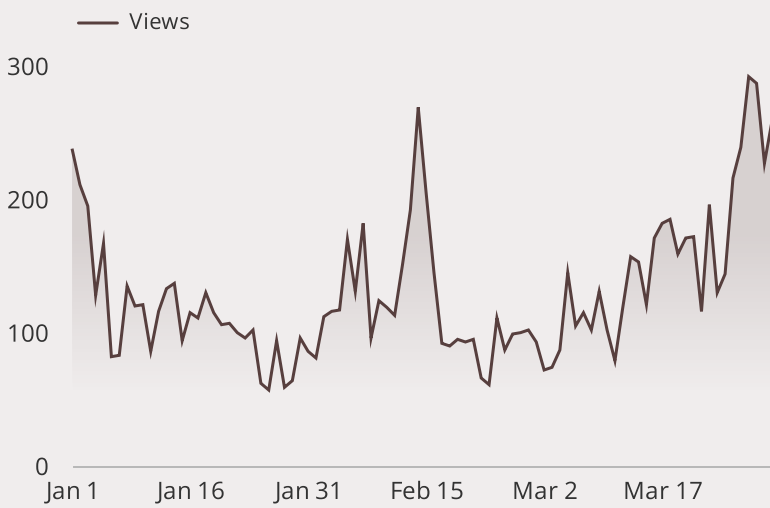
Session source	Total users
google	1,991
(direct)	827
ActiveCampaign	288
be.synxis.com	161
fb	131
bing	128
ig	122
halekoa.com	119
armymwr.com	100
edelweisslodgeandresort.com	87

Overview Compared Y-o-Y

Dining And Drinks

Views	Sessions	Total users	New users	Avg. Session Time	Engagement rate
11,762	5,878	4,006	1,134	02:42	74.75%
↓ -3.6%	↓ -3.9%	↑ 2.7%	↑ 2.3%	↓ -14.6%	↑ 5.5%

How is site traffic trending?

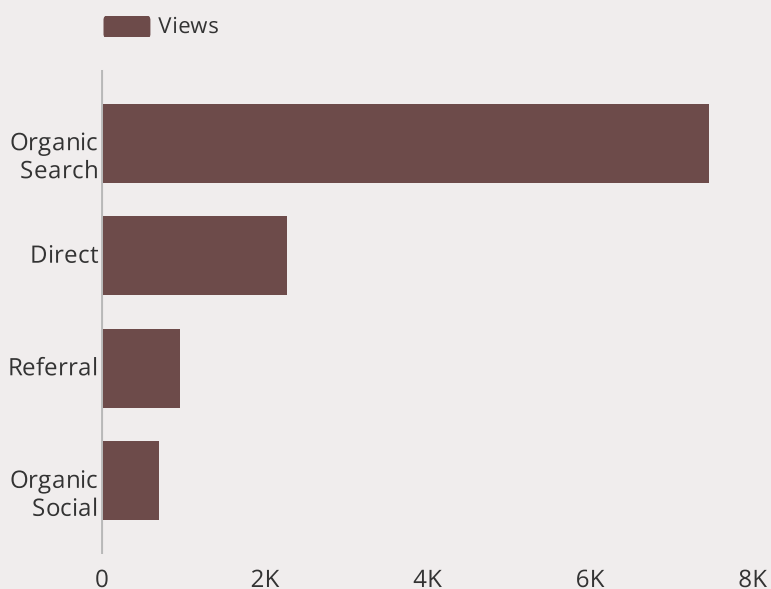


Top Pages

Sorted by Total Users

Page path	Total users	Engagement rate
/dining-and-drinks	3,054	92.17%
/dining-and-drinks/our-menus	1,426	80.45%
/dining-and-drinks/greenstreet	1,397	79.46%
/dining-and-drinks/bentleys	566	83.22%
/dining-and-drinks/bakery-and-deli	473	80.21%
/dining-and-drinks/SablesRestaurant	460	88.89%
/dining-and-drinks/sable-menu	4	100%
/dining-and-drinks/sunday-brunch	4	75%
/dining-and-drinks/mothersdaybuffet	4	0%

Which channels are driving traffic?



What are the top menu downloads?

Menu	Total Downloads
Greenstreet - Breakfast Menu	829
Bentley's Menu	777
Greenstreet - Lunch & Dinner Menu	719
Other Dining Files	560
Sable's Menu	478