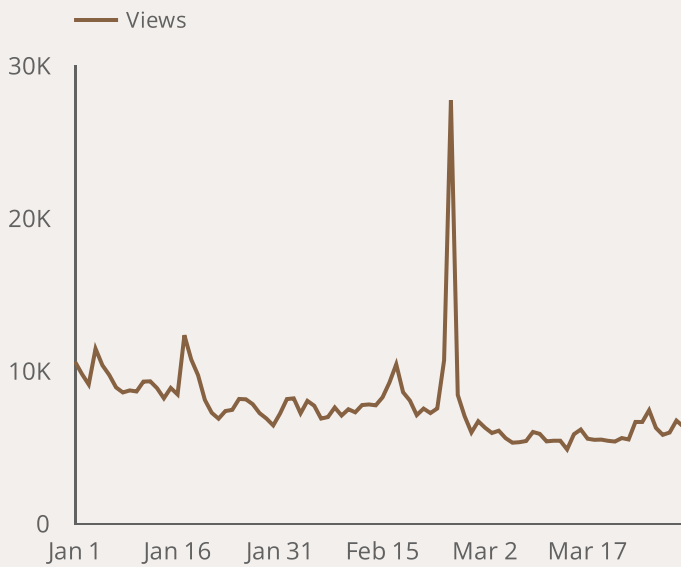


Overview Compared Y-o-Y

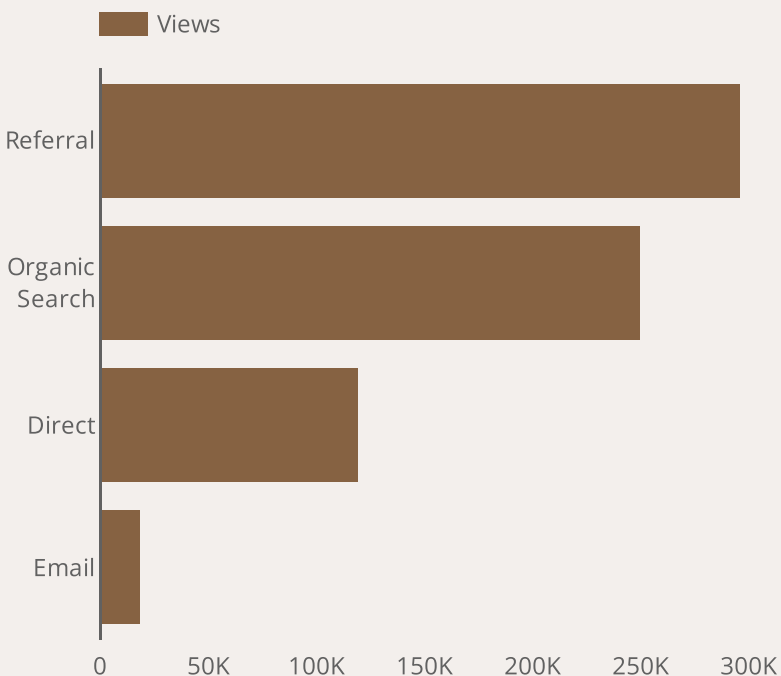
Google Analytics 4

Views	Sessions	Total users	New users	Avg. Session Time	Engagement rate
694,964	245,606	144,915	138,263	04:32	63.21%
↑ 1.6%	↓ -7.6%	↓ -12.5%	↓ -13.3%	↑ 13.2%	↑ 7.8%

How is site traffic trending?



Which channels are driving traffic?



Top Pages

Sorted by Total Users

Page path	Total users
/	110,667
/rooms-suites	14,653
/checkout	11,421
/elr-experiences	10,621
/specials-offers	8,241
/european-escapes2026	7,933
/about-elr/resort-services	6,798
/discover26	6,765
/contact-us	6,394
/dining	5,605

What are the top sources?

Sorted by Total Users

Session source	Total users
google	47,542
(direct)	37,776
edelweisslodgeandresort.com	29,943
be.synxis.com	6,394
ActiveCampaign	4,586
bing	3,889
shadesofgreen.org	3,883
halekoa.com	3,691
m.facebook.com	2,464
armymwr.com	2,126



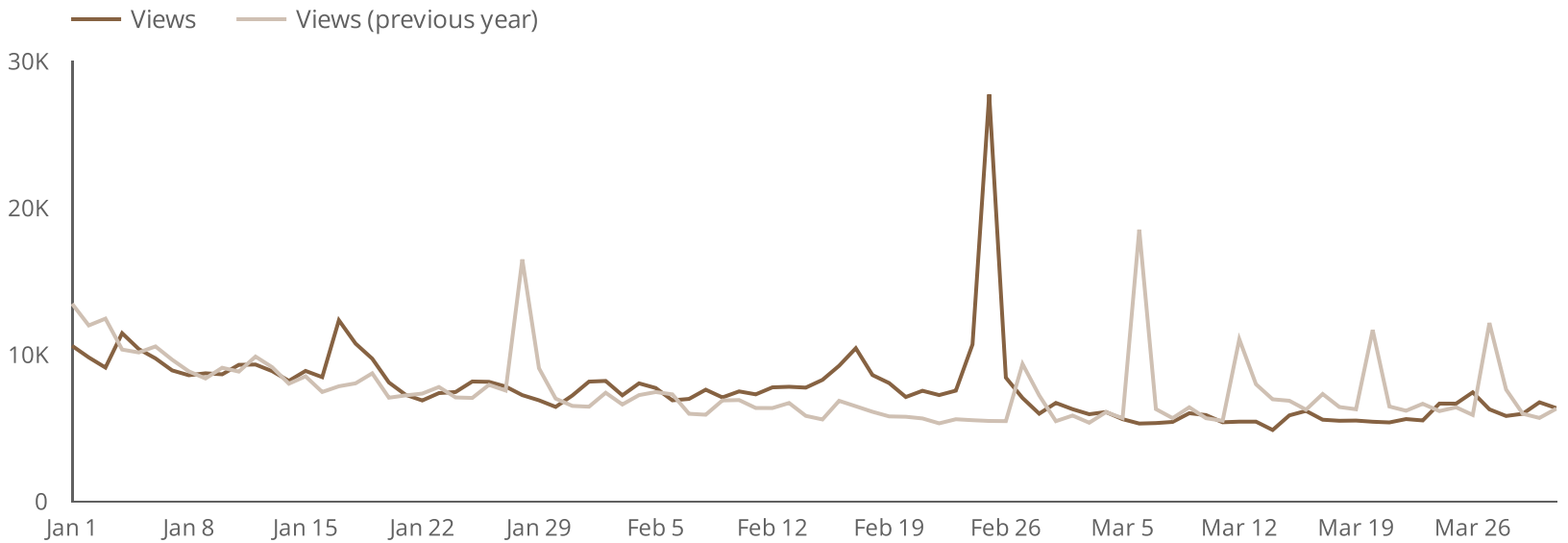
Jan 1, 2026 - Mar 31, 2026

Traffic Trends

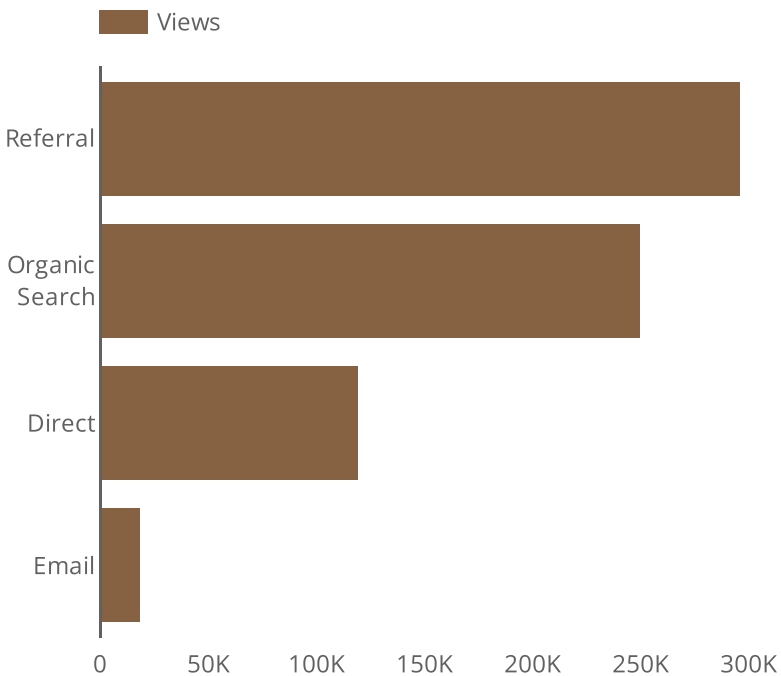
Google Analytics 4

Views	Sessions	Total users	New users	Avg. Session Time	Engagement rate
694,964	245,606	144,915	138,263	04:32	63.21%
↑ 1.6%	↓ -7.6%	↓ -12.5%	↓ -13.3%	↑ 13.2%	↑ 7.8%

How is site traffic trending?



Which channels are driving traffic?



What are the top sources?

Sorted by Total Users

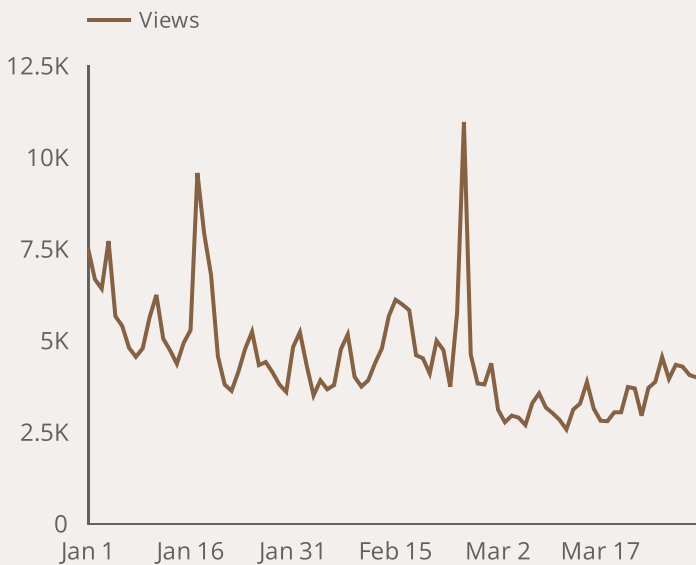
Session source	Total users
google	47,542
(direct)	37,776
edelweisslodgeandresort.com	29,943
be.synxis.com	6,394
ActiveCampaign	4,586
bing	3,889
shadesofgreen.org	3,883
halekoa.com	3,691
m.facebook.com	2,464
armymwr.com	2,126

Mobile Traffic

Google Analytics 4

Views	Sessions	Total users	New users	Avg. Session Time	Engagement rate
405,810	145,062	84,150	79,375	03:30	59.90%
↑ 2.7%	↓ -6.7%	↓ -12.9%	↓ -14.7%	↑ 8.5%	↑ 8.8%

How is site traffic trending?

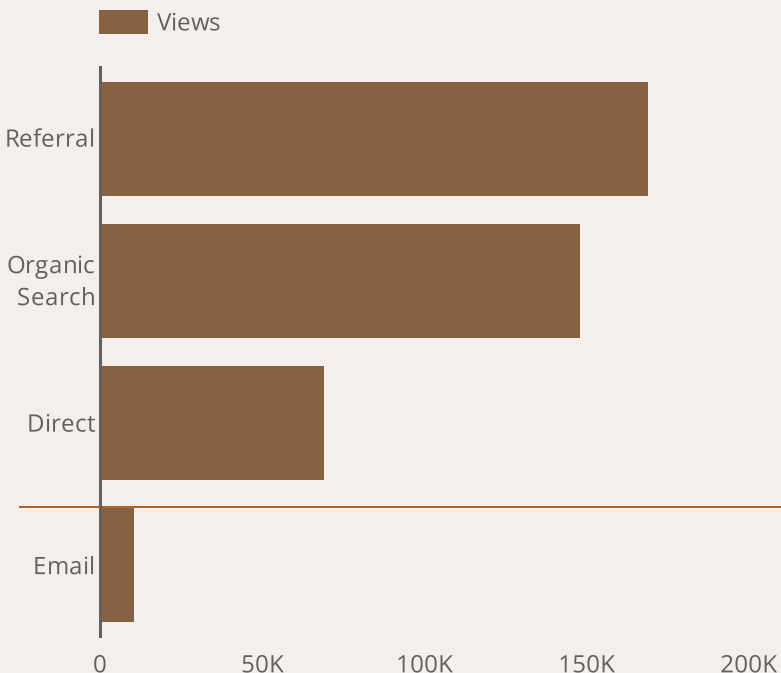


Top Pages

Sorted by Total Users

Page path	Total users
/	63,026
/rooms-suites	10,050
/elr-experiences	6,247
/checkout	5,718
/specials-offers	5,384
/european-escapes2026	4,435
/about-elr/resort-services	4,319
/discover26	3,835
/accommodations/standard-room	3,622
/dining	3,572

Which channels are driving traffic?



What are the top sources?

Sorted by Total Users

Session source	Total users
google	29,346
(direct)	22,266
edelweisslodgeandresort.com	16,848
be.synxis.com	3,997
ActiveCampaign	2,846
m.facebook.com	2,255
shadesofgreen.org	2,129
halekoa.com	2,044
armymwr.com	969
fb	868



Jan 1, 2026 - Mar 31, 2026



Top Pages Google Analytics 4

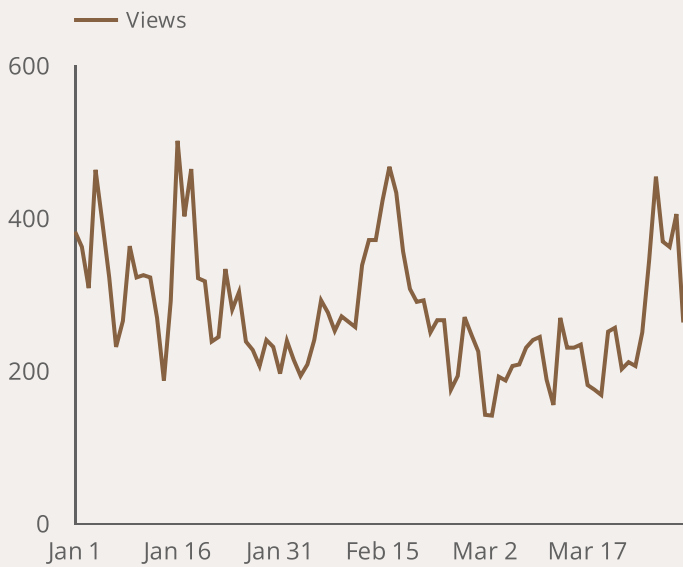
Views	Sessions	Total users	New users	Avg. Session Time	Engagement rate
694,964	245,606	144,915	138,263	04:32	63.21%
↑ 1.6%	↓ -7.6%	↓ -12.5%	↓ -13.3%	↑ 13.2%	↑ 7.8%

Page path	Total users	New users	Views	Engagement rate
/	110,667	100,072	343,059	73.78%
/rooms-suites	14,653	1,529	21,333	91.28%
/checkout	11,421	3	23,242	98.05%
/elr-experiences	10,621	1,064	17,334	90.11%
/specials-offers	8,241	803	12,090	91.36%
/european-escapes2026	7,933	1,325	13,357	82.97%
/about-elr/resort-services	6,798	1,197	9,743	80.07%
/discover26	6,765	1,387	11,405	77.06%
/contact-us	6,394	742	9,925	77.74%
/dining	5,605	597	9,000	92.71%
/accommodations/standard-room	5,091	466	6,893	89.5%
/elr-experiences/guided-tours	4,834	517	8,336	87.43%
/vacationguide	4,392	552	7,573	77.93%
/about-elr/photogallery	4,354	521	5,955	79.56%
/confirm	4,218	0	5,222	91.19%
/your-stay/eligibilitytable	4,182	644	5,076	80.8%
/your-stay/eligibility	3,962	1,942	4,926	76.1%
/about-elr/employment	3,961	2,923	5,231	42.69%
/elr-wellness	3,779	277	5,039	90.9%
/dining/weekly-dining	3,296	623	7,029	65.26%
/elr-snowsports	3,263	630	4,771	83.88%
/accommodations/rooms-suites/vacation-cabins	3,199	319	4,870	86.36%
/skialps	3,082	371	4,085	82.07%
/about-elr/faq	2,867	392	3,784	83.43%
/explorer26	2,816	397	4,093	82.78%
/holidays26	2,790	1,143	6,356	71.92%
/dining/summit	2,535	126	3,765	90.6%
/dining/new-zuggys	2,494	425	4,424	76.18%
/experiences/attractions	2,482	174	3,585	87.13%
/elr-experiences/guided-tours/neuschwanstein-...	2,482	992	3,791	69.68%

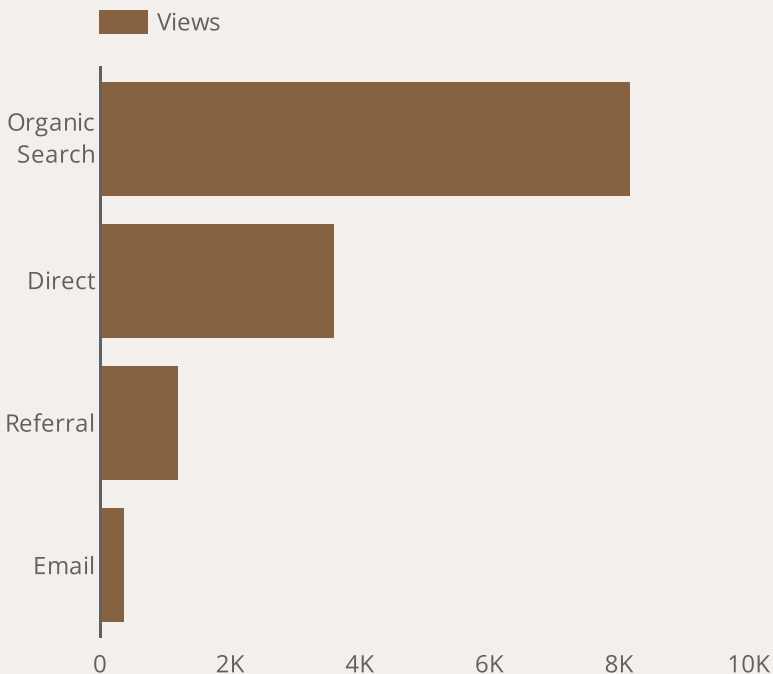
Overview Compared Y-o-Y

Views	Sessions	Total users	New users	Avg. Session Time	Engagement rate
25,076	14,778	8,337	1,063	02:57	70.30%
↑ 20.3%	↓ -0.2%	↓ -17.8%	No data	↑ N/A	↓ -0.1%

How is site traffic trending?



Which channels are driving traffic?



Top Pages

Sorted by Total Users

Page path	Total users
/dining	3,063
/dining/weekly-dining	1,891
/dining/new-zuggys	1,401
/dining/summit	1,380
/dining-drinks/PullmanCafe	27
/dining/zbc-superbowl	24
/dining-drinks/point-snack-bar	22
/dining-drinks/market-station	6
/dining/christmas-offers	6
/dining-drinks	4

What are the top sources?

Sorted by Total Users

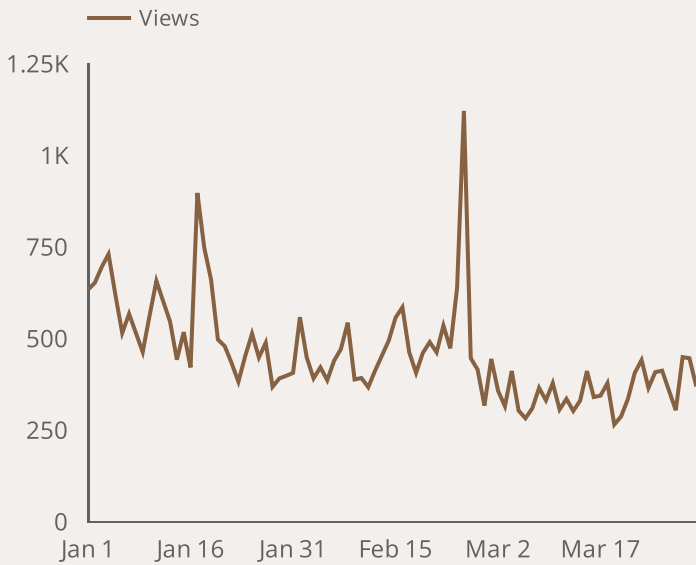
Session source	Total users
google	2,233
(direct)	1,454
be.synxis.com	196
bing	160
ActiveCampaign	128
halekoa.com	53
yahoo	36
elr.typeform.com	35
duckduckgo	34
m.facebook.com	33

Overview Compared Y-o-Y

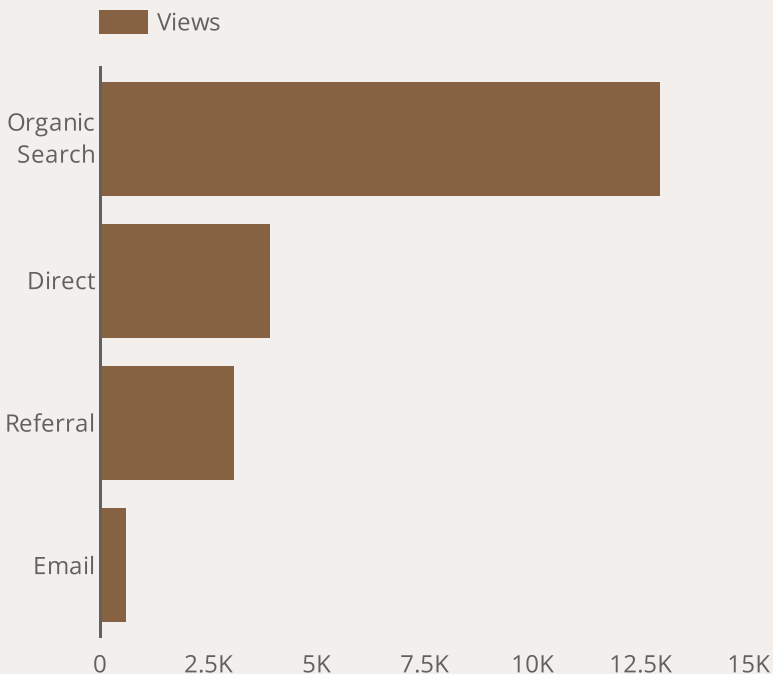
Rooms

Views	Sessions	Total users	New users	Avg. Session Time	Engagement rate
41,402	22,578	17,756	2,194	02:44	85.55%
↓ -2.4%	↓ -5.5%	↓ -16.1%	No data	↑ N/A	↑ 10.5%

How is site traffic trending?



Which channels are driving traffic?



Top Pages

Sorted by Total Users

Page path	Total users
/rooms-suites	7,391
/accommodations/rooms-suites/vacation-cabins	1,628
/accommodations/rooms-suites/campground	1,270
/accommodations/rooms-suites/junior-suite	913
/accommodations/rooms-suites/deluxe-loft-suite	864
/rooms-suites/deluxe-junior-suite	850
/accommodations/rooms-suites/loft-suite	758
/rooms-suites/dogfriendlyrooms	402
/accommodations/rooms-suites/vacation-cabins/form_success/10747	66
/accommodations/rooms-suites/dog-	62

What are the top sources?

Sorted by Total Users

Session source	Total users
google	5,092
(direct)	2,052
be.synxis.com	483
bing	318
halekoa.com	265
ActiveCampaign	221
shadesofgreen.org	200
armymwr.com	121
m.facebook.com	102
dragonhilllodge.com	83

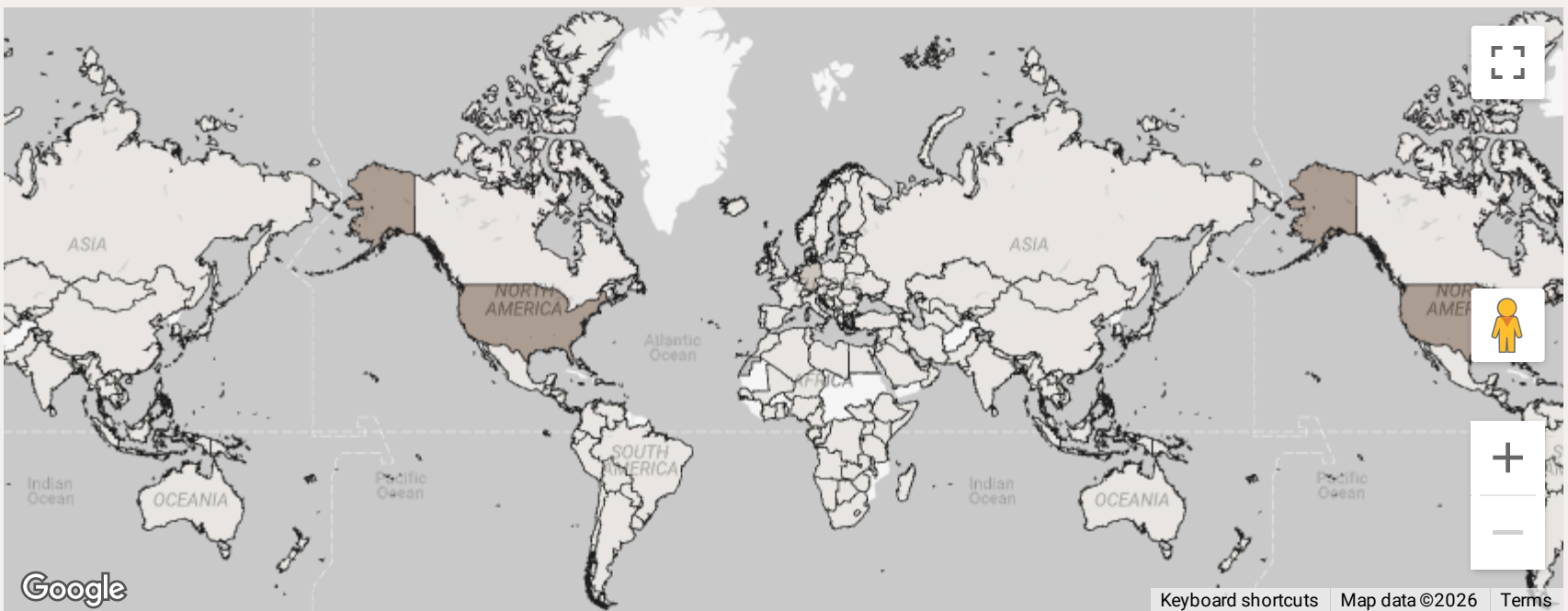


Top Countries

Google Analytics 4

Views	Sessions	Total users	New users	Avg. Session Time	Engagement rate
694,964	245,606	144,915	138,263	04:32	63.21%
↑ 1.6%	↓ -7.6%	↓ -12.5%	↓ -13.3%	↑ 13.2%	↑ 7.8%

Country	Total users ▾	% Δ	New users	% Δ	Views	% Δ	Engagemen...	% Δ
United States	93,928	-18.5...	88,094	-20.1...	427,295	0.7% ↑	63.22%	10.4% ↑
Germany	37,112	1.0% ↑	33,339	-0.3% ↓	196,853	2.0% ↑	65.57%	3.2% ↑
United Kingdom	3,185	-1.0% ↓	2,835	-4.8% ↓	14,876	6.2% ↑	65.1%	4.4% ↑
Italy	2,112	-10.0...	1,824	-12.1...	14,415	-4.1% ↓	64.05%	-0.1% ↓
Netherlands	1,702	16.9%...	1,575	13.8%...	6,324	32.3%...	68.35%	0.7% ↑
China	1,297	1,294....	1,291	1,318....	1,302	1,062....	3.94%	-90.1% ↓
Belgium	837	-18.8...	745	-19.9...	4,322	-19.7...	64.08%	3.5% ↑
Canada	652	-27.0...	619	-27.7...	1,857	-13.5...	56.18%	-12.7% ↓
Spain	533	5.8% ↑	486	3.4% ↑	2,326	7.0% ↑	66.83%	15.2% ↑
France	521	2.2% ↑	454	2.0% ↑	2,112	37.2%...	63.51%	4.7% ↑
Austria	470	-1.3% ↓	389	-2.3% ↓	1,621	5.2% ↑	62.12%	2.0% ↑
Japan	428	25.5%...	399	21.6%...	1,447	25.1%...	63.7%	-3.9% ↓
Poland	350	25.0%...	326	30.4%...	1,141	14.4%...	60.32%	0.5% ↑
Australia	306	6.6% ↑	283	-1.0% ↓	808	23.2%...	69.21%	9.6% ↑



Views 0 427,295

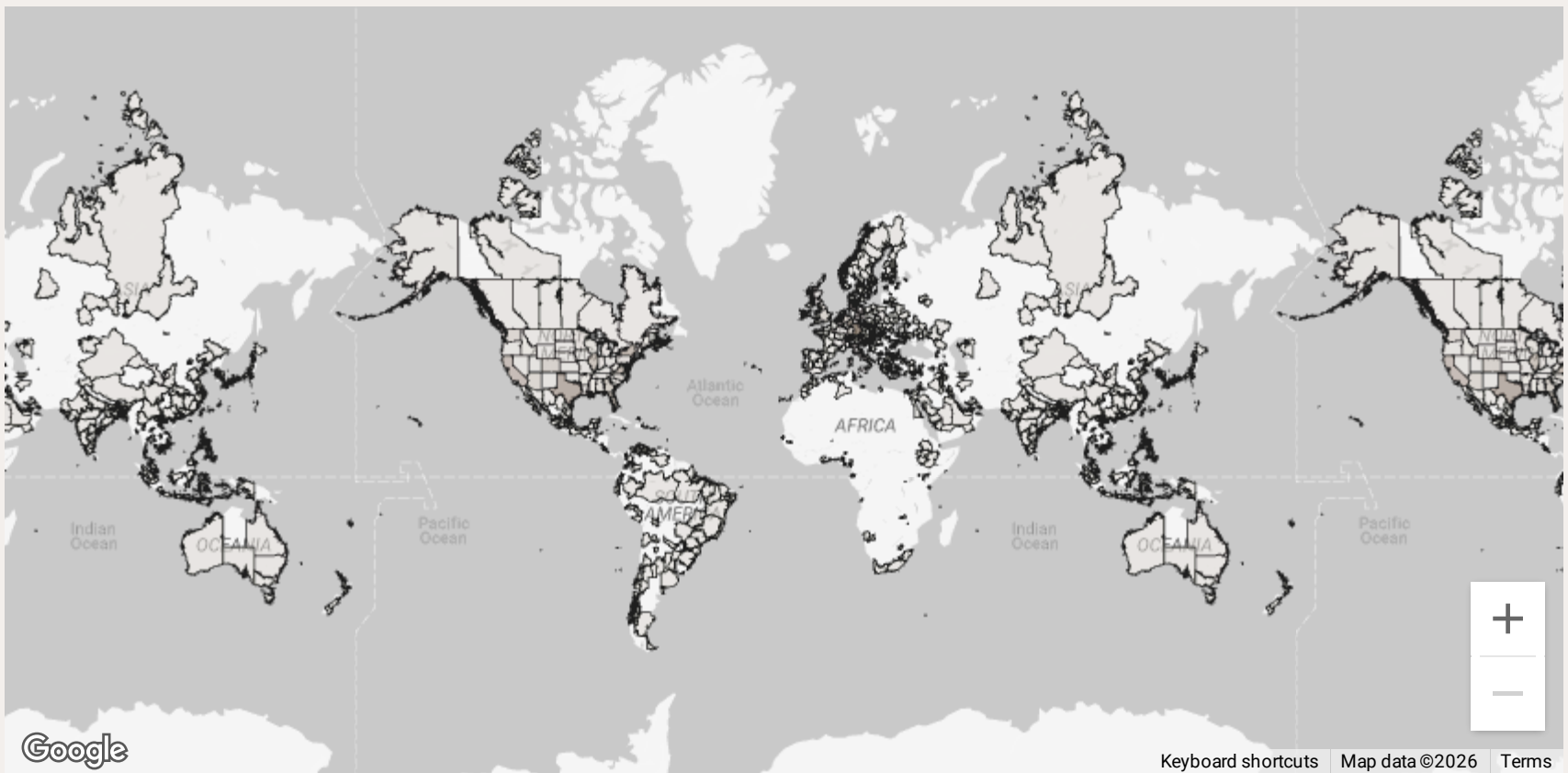


Top States

Google Analytics 4

Views	Sessions	Total users	New users	Avg. Session Time	Engagement rate
694,964	245,606	144,915	138,263	04:32	63.21%
↑ 1.6%	↓ -7.6%	↓ -12.5%	↓ -13.3%	↑ 13.2%	↑ 7.8%

Region	Total users ▾	New users	Views	Engagement rate
(not set)	14,260	10,751	54,987	62.39%
Bavaria	10,839	8,331	53,589	66.08%
Texas	9,692	8,278	41,776	63.78%
Hessen	9,459	7,574	38,868	69.33%
Virginia	8,864	7,333	36,479	64.86%
Florida	8,568	7,452	36,795	63.65%
California	7,473	6,596	29,773	61.57%
New York	7,283	5,880	32,397	66.55%
Illinois	6,186	5,129	24,616	64.83%
North Rhine-Westphalia	5,660	3,468	20,116	66.1%
Georgia	5,342	4,286	20,408	61.14%
Baden-Wurtemberg	4,055	2,663	16,082	70.59%
Colorado	3,687	3,168	15,010	59.76%
Rhineland-Palatinate	3,337	2,556	17,528	72.07%





Jan 1, 2026 - Mar 31, 2026



Top Pages **Google Analytics 4**

Search Terms	Search count	Search count per user	Total users	Engagement rate
hausberg	64	2.46	26	97.14%
christmas	48	1.5	32	100%
eligibility	46	1.05	44	100%
ski	41	1.32	31	96.97%
pool	38	1.15	33	100%
laundry	38	1.03	37	100%
shuttle	38	1.12	34	97.22%
oktoberfest	35	1.35	26	100%
cancel	35	1.09	32	100%
newsletter	32	1.39	23	95.65%
christmas market	31	1.72	18	95%
european escapes	31	1.11	28	100%
easter	30	1.43	21	100%
breakfast	27	1.08	25	100%
check out	26	1.3	20	100%
sledding	26	1.13	23	100%
tours	26	1.53	17	100%
military	24	1.33	18	100%
snowsports	24	1.2	20	100%
kids night out	24	1.33	18	100%
find reservation	23	1.64	14	100%
christmas markets	23	1.53	15	100%
alpine coaster	22	1.57	14	100%
cancellation	22	1.1	20	100%
cabins	22	1.29	17	94.44%
wifi	22	1.29	17	85%
reservation	21	1.75	13	68.42%
cancel reservation	21	1.75	12	100%
cancellation policy	20	1.43	14	93.75%
Grand total	3,730	1.84	2,027	97.49%